

S



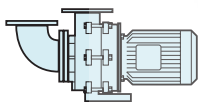
Selfpriming S SUB E

Advantages

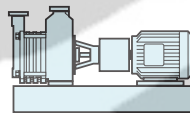
Compared to non-selfpriming pumps, selfpriming pumps are in a position to evacuate the suction pipe line and consequently prime deep level liquids. Defective foot valves and gas entrained liquids will be controlled reliably. Short evacuation times and high efficiencies show trouble-free operation and low life-cycle costs.

Selfpriming pumps are suitable for handling cooling water, river water, emulsions and fuels like kerosene, gasoline or diesel etc. Typical applications are in the range of industrial and municipal water supply, irrigation and booster systems, shipbuilding, fueling systems, process technology and general machine engineering.

Other types:



SUB



E

■ High Energy-Efficiency

- integrated jet pump or mixture formation
- low velocity of flow
- optimized impeller approach flow
- low internal friction losses

■ Technical Superiority

- open impellers without axial thrust or balanced closed impellers
- compensation of radial forces by means of diffuser devices in the annular casing

■ Process Reliability


- selfpriming capability
- partial gas supply
- wide performance curve characteristics
- flat or steep characteristic curves

■ Easy Installation

- customized solutions
- horizontal design
- bloc- or bedplate design

■ Application

- operating pressure up to 16 bar
- temperature -40° C to +90° C
- viscosity up to 115 mm²/s





process engineering
shipbuilding green technology
refueling
water supply cooling



Selfpriming
S SUB E

Characteristics

